


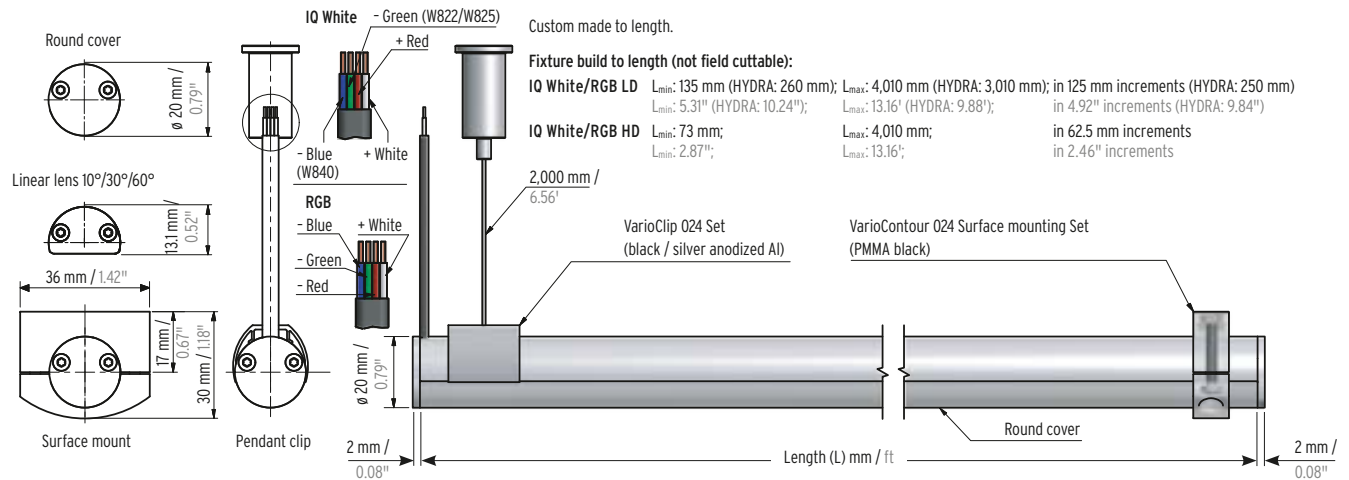
LYRA - Tunable White / RGB



24 V linear LED luminaire in IP40 in a round, stylish aluminum profile with a diameter of only 20 mm (0.79"). Extruded and anodized aluminum housing profile and screwed aluminum end caps available in silver or black color. Can be surface-mounted or pendant and swiveled by almost 360°. Delivered with 2 m (6.56') open end black cable. Allows the use of 3 round optics in clear, diffuse and opal for soft light lines and 3 linear optics with 10°, 30° and 60° for precise light control. Light source assembled using state of the art automated Reel to Reel (R2R) production process supporting LED Linear™ Tj Away® thin flexible circuit board technology. In combination with ceramic LED packages a thermal resistivity of 16.3 K/W is achieved for an optimal heat dissipation (junction to profile) which guarantees an outstanding lifetime of > 60,000 hrs L80/B10 for tunable white and 30,000 hrs

for RGB. Embeds for tunable white centered high quality LEDs with 3 step MacAdams (SDCM3) binning on target CCT (One Bin Only) with an extended photometric code of Wxxx/339 ensuring an exceptional color consistency over the rated lifetime. Premium color rendition with a CRI of 85 and TM-30-15 up to R_r = 86 / R_g = 98 ensuring a remarkable light quality. Consistent light intensity all along the luminaire length is obtained thanks to active current regulation operated by dedicated integrated circuits (ICs) on each step. Protected against electrostatic discharge ± 2,000 V and polarity miswiring. Fully PWM dimmable for frequency > 0 Hz up to 2 kHz (flicker free for frequency higher than 1.2 kHz according to IEEE P1789 standard). Engineered and produced in Germany.

Dimensions & available lengths

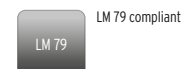
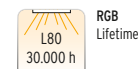


Electrical & output data

Voltage	24 Volt (23 V _{min} ; 25 V _{max})
Temperature [®]	T _{Cmin} = -25°C / -13°F, T _{Cmax} = specific, see Table below
Storage temperature	T _{Smin} = -30°C / -22°F, T _{Smax} = 85°C / 185°F
Ambient temperature	T _{Amin} = -25°C / -13°F, T _{Amax} = 40°C / 104°F
CRI / R9	up to 85 / up to 25

LYRA	IQ White HYDRA		IQ White ATON		RGB	
	LD25	HD12	HD24	LD15	HD20	
Power (W/m / W/ft) [Ⓐ]	25 / 7.6	12 / 3.7	24 / 7.3	15 / 4.7	22 / 6.7	
Efficacy (lm/W) [Ⓐ]	108	77	80	40	46	
max. length (m / ft)	3 / 9.8	4 / 13.1	4 / 13.1	4 / 13.1	4 / 13.1	
Temperature T _c -point (T _{Cmax}) [®]	75°C / 167°F	70°C / 158°F	70°C / 158°F	70°C / 158°F	70°C / 158°F	

LYRA	IQ White HYDRA		IQ White ATON		RGB	
	LD25	HD12	HD24	LD15	HD20	
lumen/meter (lm/m) [Ⓐ] lumen/feet (lm/ft) [Ⓐ] @ 60° Lens [Ⓒ]						
W825 (2500 K) W822 (2200 K)	1,220 / 372	430 / 131	890 / 271	-	-	
W840 (4000 K)	1,490 / 454	470 / 144	960 / 293	-	-	
RGB Red (622 nm)	-	-	-	160 / 49	131 / 40	
RGB Green (532 nm)	-	-	-	374 / 140	302 / 92	
RGB Blue (466 nm)	-	-	-	71 / 22	58 / 18	
Total [Ⓓ]	2,710 / 826	900 / 274	1,850 / 564	605 / 184	491 / 150	



[Ⓐ] The given data are typical values. Due to tolerances of the production process and the electrical components, values for light output and electrical power can vary up to 10%.

[Ⓒ] Sample values.
! Note: ~40% luminous flux at opal and ~25% with diffuse cover.

[Ⓓ] When all single colors are at full power.

Order code

Your order code	LYRA	_____	_____	_____	_____	IP40
Order code example	LYRA	IQ W ATON HD12	1255	B	10D	IP40

LED tape

IQ White HYDRA LD25	IQ W HYD LD25
IQ White ATON HD12	IQ W ATON HD12
IQ White ATON HD24	IQ W ATON HD24
RGB LD15	RGB LD15
RGB HD20	RGB HD20

Length

LD

L_{min.}: 135 mm (5.31")/HYDRA: 260 mm (10.24");
L_{max.}: 4,010 mm (13.16')/HYDRA: 3,010 mm (9.88");
in 125 mm (4.92") increments; HYDRA: 250 mm (9.84")

HD

L_{min.}: 73 mm (2.87");
L_{max.}: 4,010 mm (13.16');
in 62.5 mm (2.46") increments

Profile color

Silver	S
Black	B

Cover / Lens options

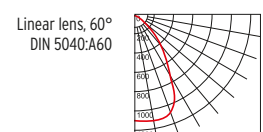
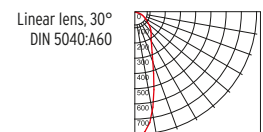
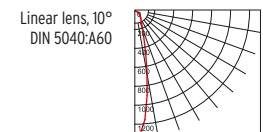
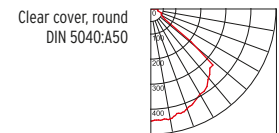
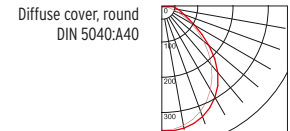
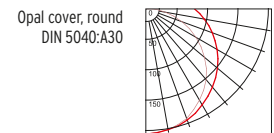

Opal round cover*	OR
Diffuse round cover	DR
Clear round cover	CR
Linear lens 10° diffuse	10D
Linear lens 30° diffuse	30D
Linear lens 60° diffuse	60D

Ingress protection

IP40	IP40
------------	------

IP67 on request.

*Dot free



Please choose your accessories

Fixture comes with 2 m / 6.56' open end cable. Please choose from accessories for ceiling/wall or pendant mounting.

Pendant	Art.-#	
<input type="checkbox"/> VarioPendant 024 Set Silver	13000161	
<input type="checkbox"/> VarioPendant 024 Set Black	13000161-SCH	

One set per linear meter required but at least two sets per fixture.

Surface mounted	Art.-#	
<input type="checkbox"/> VarioClip 024 Silver	13000160	
<input type="checkbox"/> VarioClip 024 Black	13000160-SCH	
<input type="checkbox"/> VarioContour 024 Surface Mounting Set	13000162	

Recommended power supply	Art.-#	
<input type="checkbox"/> Power Supply Unit IP20	16000178	


Recommended control unit	Art.-#	
<input type="checkbox"/> Control System White/IQ-White	16000268-DT6	

Recommended control unit	Art.-#	
<input type="checkbox"/> Control System RGB	16000058	

Drivers

Item	Specifications	Downloads
LED LINEAR™ Non-Dimmable Drivers 	<ul style="list-style-type: none"> • UL 8750 Listed Enclosure - With Built-In Junction Boxes • Universal Input Voltage 120V - 277V • IP65 - For Both Indoor and Outdoor Use • No Minimum Load Requirement • 24V Constant Voltage Output, Class 2 • Available in three wattages 30W, 60W and 96W • Max. Dimensions: 12-1/8" x 2-3/8" x 1-3/8" 	30 W SPEC SHEET 60 W SPEC SHEET 96 W SPEC SHEET INSTALLATION INSTRUCTIONS
LED LINEAR™ 0-10V Dimmable Drivers 	<ul style="list-style-type: none"> • UL 8750 Listed Enclosure - With Built-In Junction Boxes • 0-10V Dimmable - Flicker Free Down to 1% • Universal Input Voltage 120V - 277V • IP65 - For Both Indoor and Outdoor Use • 24V Constant Voltage Output, Class 2, Class P • Available in three wattages 30W, 60W and 96W • Max. Dimensions: 12-1/8" x 2-3/8" x 1-3/8" 	30 W SPEC SHEET 60 W SPEC SHEET 96 W SPEC SHEET INSTALLATION INSTRUCTIONS
LED LINEAR™ ELV/Triac Dimmable Drivers 	<ul style="list-style-type: none"> • UL 8750 Listed Class 2 Enclosure • 24V constant voltage output • Compact size yet high efficiency and performance in dry and damp environments (IP67) • Multiple Inputs: 120V or 277V • Fully dimmable: ELV Dimmers - Reverse or Adaptive Phase Control, Trailing Edge • Available in two wattages 48W and 96W • Multiple Circuits are available up to 4 units (up to 384W) 	48 W SPEC SHEET 96 W SPEC SHEET INSTALLATION INSTRUCTIONS
 PWM Dimmable Drivers 	<ul style="list-style-type: none"> • Universal AC input / Full range (up to 305VAC) • Constant voltage PWM style output • Built-in 3 in 1 dimming function (0-10Vdc or PWM signal or resistance) • Dimming range : 0-100% • Class 2 power unit • Suitable for dry / damp / wet locations • UL Recognized component, 5 years warranty 	40 W SPEC SHEET 60 W SPEC SHEET 90 W SPEC SHEET INSTALLATION INSTRUCTIONS
 Dimmable Drivers 	<ul style="list-style-type: none"> • UL Listed Enclosure • Dimming Range: 100% to 1% and 0.1% (Premiere) • LED lighting turns on to any dimmed level without flashing to full brightness • Operating Voltage: 120V~ to 277V~ at 50/60 Hz • Rated lifetime of 50,000 hours at 40°C (104°F) ambient temperature and maximum loading • For rated warranty, ambient temperature not to exceed 40°C (104°F) • Open-circuit protected output 	HI-LUME SPEC SHEET HI-LUME PREMIERE SPEC SHEET INSTALLATION INSTRUCTIONS
eldoLED DALI/DMX Dimmable Drivers 	<ul style="list-style-type: none"> • Available in linear or rectangular format • 100W, DMX/DALI interface • 4 control channels • 24V constant voltage, 4 x 24V outputs • Metal or plastic case options 	100 W SPEC SHEET INSTALLATION INSTRUCTIONS

Controllers

Item	Specifications	Downloads
eldoLED Controllers 	180/D DMX Controller for RGB and Tunable White Applications	180/D SPEC SHEET
	210/D Dali Controller for Static White, RGB and Tunable White Applications	210/D SPEC SHEET
	211/D-LG 0-10V Logarithmic Dimming Controller	211/D-LG SPEC SHEET
	211/D-LN 0-10V Linear Dimming Controller	211/D-LN SPEC SHEET
	212/D DMX Controller for Static White and Static Color Applications	212/D SPEC SHEET
	DimWheel DMX Wall Controller for RGB and Tunable White Applications	DIM WHEEL SPEC SHEET

Click for more information

PRODUCT BROCHURE

INSTALLATION

IES FILES

DRIVERS & CONTROLS