


# VarioContour 7850 Aluminum Profile



The 7850 is a direct replacement of standard closet rods, and curtain rods. Whether you need to light your way through the wardrobe, or turn your curtains into a privacy screen at night, this profile will do the job.

### Features

- Delivered in standard 6.5 ft (2m) length.
- Available as factory assembled complete fixture. See page 3 for details.
- Standard diameter for wardrobe rods, compatible a wide range of hardware on the market.
- Made of ALCOA 6063-T5 aluminum alloy increasing heat dissipation.
- Compatible with multiple rod installation hardware.
- NEC rated for in-closet applications.

Project name \_\_\_\_\_

Fixture type \_\_\_\_\_ Phase \_\_\_\_\_









Specifier \_\_\_\_\_ Date \_\_\_\_\_



**Linear weight:**  
0.442 lbs/ft (without optic)






Cable Feed: End (E)  
Max 3.1 W/ft

## Order Code - Component

Family	Profile	Optic	Mounting
VarioContour	7850		
		    	 

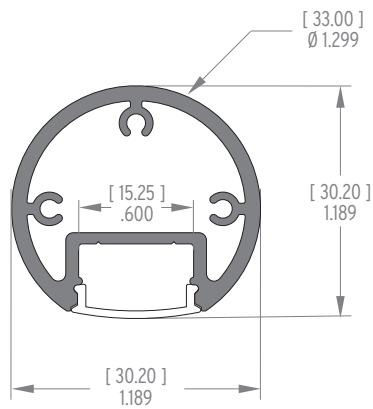
## Technical Details

### Optics

CLEAR	SPREAD	DIFFUSE	OPAL	PRIME
96.5% efficiency	95% efficiency	85% efficiency	50% efficiency	73% efficiency
				
120°	160°	120°	120°	120°
Diffusion 20% CCT decrease 65 K	Diffusion 30% CCT decrease 65 K	Diffusion 80% CCT decrease 130 K	Diffusion 100% CCT decrease 215 K	Diffusion 92% CCT decrease 30 K

### Assembly Dimensions [ mm ] [ in ]

WITH STANDARD OPTIC



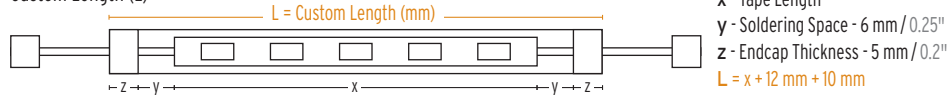
## Order Code - Factory Assembled Fixture

Family	LED Tape Order Code	Profile Component Order Code <sup>A</sup>	Cable/Connector	Cable Position <sup>B</sup>	Custom Length (mm)	Ingress
VarioLED	Refer to LED Tape Spec Sheet	Refer to Profile Spec Sheet (Page 1)	<b>A</b> - Female and Male IP20 Connector (4 in) <b>B</b> - Male IP20 Connector on one side (4 in) <b>C</b> - Open end cable lead on both sides (2 ft) <b>D</b> - Open end lead on one side (2 ft)	E - Cables from end of fixture	Refer to Custom Tape Length Chart Below (insert L)	IP20

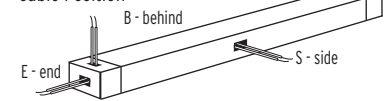
### Example

VarioLED	Hydra HD15 W830	1200 1269 1280	A	B	1969	IP20
----------	-----------------	----------------	---	---	------	------

### Custom Length (L)



### Cable Position



Tape Length (x) Chart <sup>C,D</sup>	Min. Tape Length	Max. Tape Length	Tape Increment
Luminaris LD	70 mm / 2.76"	1970 mm / 77.56"	70 mm / 2.76"
Luminaris HD	70 mm / 2.76"	1970 mm / 77.56"	70 mm / 2.76"
Hydra LD	125 mm / 4.92"	1885 mm / 74.21"	125 mm / 4.92"
Hydra HD	62.5 mm / 2.46"	1947 mm / 76.67"	62.5 mm / 2.46"
Hydra LD Tunable White	125 mm / 4.92"	1885 mm / 74.21"	125 mm / 4.92"
Hydra LD RGB	125 mm / 4.92"	1885 mm / 74.21"	125 mm / 4.92"
Hydra HD RGB	62.5 mm / 2.46"	1947 mm / 76.67"	62.5 mm / 2.46"

<sup>A</sup> Do not need to specify endcaps. Factory assembled fixtures come with endcaps to match the selected optic, cable and connector configurations.

<sup>B</sup> Some cable positions may not be available for certain models. See profile spec sheets for details.

<sup>C</sup> Maximum fixture length is 6.5 ft (2m) for all models.

<sup>D</sup> For custom fixture length, add 5 mm / 0.2" for each endcap thickness and 6 mm / 0.25" for soldering space.