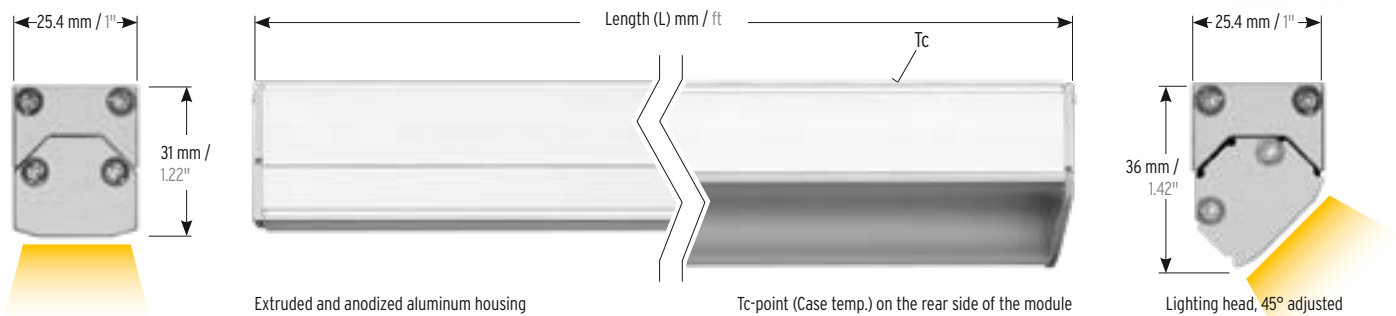


24 V compact modular, light intensive linear LED luminaire in IP40 with adjustable luminaire head (45°). Robust housing made from extruded and anodized aluminum profile and screwed aluminum end caps available in silver or black color as surface-mounted or pendant version. Delivered with 2 m (6.56') open end black cable. A selection of accurate and efficient optics enables homogeneous illumination for general lighting of accent lighting applications. Light source assembled using state of the art automated Reel to Reel (R2R) production process supporting LED Linear™ Tj Away® thin flexible circuit board technology. In combination with ceramic LED packages a thermal resistivity of 18.5 K/W is achieved for an optimal heat dissipation (junction to profile) which guarantees an outstanding lifetime of > 60,000 hrs

L80/B10. Embeds high quality Japanese LEDs with 3 step MacAdams (SDCM3) binning centered on target CCT (One Bin Only) with an extended photometric code of Wxxx/339 ensuring an exceptional color consistency over the rated lifetime. Premium color rendition with a CRI of 95 and TM-30-15 up to $R_f = 91 / R_g = 100$ ensuring a remarkable light quality. Consistent light intensity all along the luminaire length is obtained thanks to active current regulation operated by dedicated integrated circuits (ICs) on each step. Protected against electrostatic discharge $\pm 2,000$ V and polarity miswiring. Fully PWM dimmable for frequency > 0 Hz up to 2 kHz (flicker free for frequency higher than 1.2 kHz according to IEEE P1789 standard). Engineered and produced in Germany.

Dimensions & available lengths



Fixture build to length (not field cuttable):

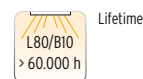
L_{min} : 198 mm; L_{max} : 4,010 mm (HD25: 3,010 mm / HD36: 2,010 mm); in 62.5 mm increments
 L_{min} : 7.81"; L_{max} : 13.16' (HD25: 9.88' / HD36: 6.59"); in 2.46" increments

Electrical & output data

Voltage	24 Volt (23 V _{min} , 25 V _{max})
Temperature ^c	T _{cmin} = -25°C / -13°F, T _{cmax} = specific, see Table below
Storage temperature	T _{smin} = -30°C / -22°F, T _{smax} = 85°C / 185°F
Ambient temperature	T _a _{min} = -25°C / -13°F, T _a _{max} = specific, see Table below
CRI / R9	up to 95 / up to 65

XOOLUM™ HYDRA	HD6	HD10	HD15	HD25	HD36
Power (W/m / W/ft) ^g	6 / 1.8	10 / 3.1	15 / 4.6	25 / 7.6	36 / 11
Efficacy (lm/W) ^g @ W850	93	94	101	98	99
max. length (m / ft)	4 / 13.1	4 / 13.1	4 / 13.1	3 / 9.8	2 / 6.6
Temperature Tc-point (T _{cmax}) ^c	60°C / 140°F	60°C / 140°F	60°C / 140°F	65°C / 149°F	75°C / 167°F
max. Ambient temperature (T _a _{max})	50°C / 122°F	50°C / 122°F	50°C / 122°F	45°C / 113°F	35°C / 95°F

Color temperature	lumens/meter (lm/m) ^a lumens/feet (lm/ft) ^a @ Clear cover ^b				
	HD6	HD10	HD15	HD25	HD36
● W820 2,000 K	330 / 100	550 / 167	870 / 264	1,420 / 432	2,070 / 630
● W822 2,200 K	370 / 112	620 / 188	1,000 / 304	1,620 / 493	2,370 / 721
● W825 2,500 K	430 / 130	710 / 215	1,140 / 346	1,850 / 563	2,710 / 825
● W827 W927 2,700 K	380 / 115	640 / 194	1,210 / 368	1,970 / 599	2,870 / 874
● W830 W930 3,000 K	390 / 118	650 / 197	1,280 / 389	2,090 / 636	3,050 / 929
● W835 W935 3,500 K	400 / 121	670 / 203	1,350 / 410	2,190 / 667	3,200 / 974
● W840 W940 4,000 K	410 / 124	680 / 206	1,380 / 420	2,240 / 682	3,270 / 996
● W850 5,000 K	560 / 170	940 / 286	1,510 / 459	2,450 / 746	3,580 / 1,090



^a Without cover the IP protection level is reduced from IP40 to IP10.

^b The given data are typical values. Due to tolerances of the production process and the electrical components, values for light output and electrical power can vary up to 10%.

^c The Tc-point should be measured in thermal equilibrium according to IEC EN 60598-1.

^d Sample values.
! Note: -40% luminous flux at opal and -25% with diffuse cover.

Order code

Your order code	XOOLUM HYD	HD	W								IP
Order code example	XOOLUM HYD	HD25	W8	27	2010	S	CL	A	BS	L	IP40



LED tape

HYDRA HD6	HD6
HYDRA HD10	HD10
HYDRA HD15	HD15
HYDRA HD25	HD25
HYDRA HD36	HD36

Color rendering

> 80	8
> 90 (only HD6, HD10)	9

Color temperature

2,000 K	20
2,200 K	22
2,500 K	25
2,700 K	27
3,000 K	30
3,500 K	35
4,000 K	40
5,000 K	50

Length

L_{min}: 198 mm (7.8"); L_{max}: 4,010 mm (13.16');
 HD25: 3,010 mm (9.88'); HD36: 2,010 mm (6.59');
 in 62.5 mm (2.46") increments

Profile color

Silver	S
Black	B

Cover options (DIN 5040:A50)

No cover	X
Clear cover	CL
Opal cover*	OP
High opal cover*	HO

Options

Non adjustable	NA
Adjustable	A

Cable feed^f

Back side, 2 m / 6.56' (through mounting channel)	BS
Front side, 2 m / 6.56' (through end caps)	FS

Mounting

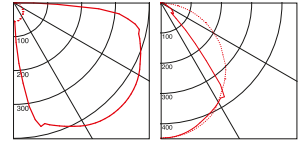

Surface mounted	X
Low voltage - pendant (only back side)	L

Ingress protection

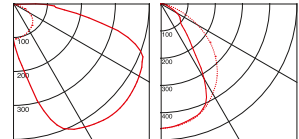
IP10 (without cover)	IP10
IP40	IP40

^ewith 2 m / 6.56' cable

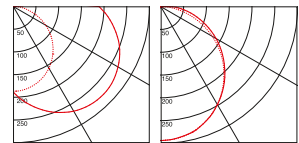
*Dot free



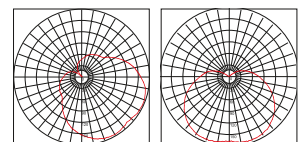
without cover^e



clear cover^f



opal cover^f



high cover^f

^fDIN 5040:A50

^f Cable feed



Please choose your accessories

Fixture comes with 2 m / 6.56' open end cable.

Mounting	
<input checked="" type="checkbox"/> no further accessories required, fixture base profile = mounting channel	
Mounting (optional)	
<input type="checkbox"/> XOOLUM™ 007 Swivel-Angle Set +/- 45°	13000081
<input type="checkbox"/> VarioPendant 007 Slide Silver	13000157
<input type="checkbox"/> VarioPendant 007 Slide black	13000158


Recommended power supply		Art.-#
<input type="checkbox"/> Power Supply Unit IP20		16000178
Recommended control unit		Art.-#
<input type="checkbox"/> Control System White/IQ-White		16000268-DT6

For max. cable length between driver and fixture please visit www.led-linear.com/cable-length

Drivers

Item	Specifications	Downloads
<p>LED LINEAR™ Non-Dimmable Drivers</p> 	<ul style="list-style-type: none"> • UL 8750 Listed Enclosure - With Built-In Junction Boxes • Universal Input Voltage 120V - 277V • IP65 - For Both Indoor and Outdoor Use • No Minimum Load Requirement • 24V Constant Voltage Output, Class 2 • Available in three wattages 30W, 60W and 96W • Max. Dimensions: 12-1/8" x 2-3/8" x 1-3/8" 	<p>30 W SPEC SHEET</p> <p>60 W SPEC SHEET</p> <p>96 W SPEC SHEET</p> <p>INSTALLATION INSTRUCTIONS</p>
<p>LED LINEAR™ 0-10V Dimmable Drivers</p> 	<ul style="list-style-type: none"> • UL 8750 Listed Enclosure - With Built-In Junction Boxes • 0-10V Dimmable - Flicker Free Down to 1% • Universal Input Voltage 120V - 277V • IP65 - For Both Indoor and Outdoor Use • 24V Constant Voltage Output, Class 2, Class P • Available in three wattages 30W, 60W and 96W • Max. Dimensions: 12-1/8" x 2-3/8" x 1-3/8" 	<p>30 W SPEC SHEET</p> <p>60 W SPEC SHEET</p> <p>96 W SPEC SHEET</p> <p>INSTALLATION INSTRUCTIONS</p>
<p>LED LINEAR™ ELV/Triac Dimmable Drivers</p> 	<ul style="list-style-type: none"> • UL 8750 Listed Class 2 Enclosure • 24V constant voltage output • Compact size yet high efficiency and performance in dry and damp environments (IP67) • Multiple Inputs: 120V or 277V • Fully dimmable: ELV Dimmers - Reverse or Adaptive Phase Control, Trailing Edge • Available in two wattages 48W and 96W • Multiple Circuits are available up to 4 units (up to 384W) 	<p>48 W SPEC SHEET</p> <p>96 W SPEC SHEET</p> <p>INSTALLATION INSTRUCTIONS</p>
<p>MW MEAN WELL PWM Dimmable Drivers</p> 	<ul style="list-style-type: none"> • Universal AC input / Full range (up to 305VAC) • Constant voltage PWM style output • Built-in 3 in 1 dimming function (0-10Vdc or PWM signal or resistance) • Dimming range : 0-100% • Class 2 power unit • Suitable for dry / damp / wet locations • UL Recognized component, 5 years warranty 	<p>40 W SPEC SHEET</p> <p>60 W SPEC SHEET</p> <p>90 W SPEC SHEET</p> <p>INSTALLATION INSTRUCTIONS</p>
<p>LUTRON Dimmable Drivers</p> 	<ul style="list-style-type: none"> • UL Listed Enclosure • Dimming Range: 100% to 1% and 0.1% (Premiere) • LED lighting turns on to any dimmed level without flashing to full brightness • Operating Voltage: 120V~ to 277V~ at 50/60 Hz • Rated lifetime of 50,000 hours at 40°C (104°F) ambient temperature and maximum loading • For rated warranty, ambient temperature not to exceed 40°C (104°F) • Open-circuit protected output 	<p>HI-LUME SPEC SHEET</p> <p>HI-LUME PREMIERE SPEC SHEET</p> <p>INSTALLATION INSTRUCTIONS</p>
<p>eldoLED DALI/DMX Dimmable Drivers</p> 	<ul style="list-style-type: none"> • Available in linear or rectangular format • 100W, DMX/DALI interface • 4 control channels • 24V constant voltage, 4 x 24V outputs • Metal or plastic case options 	<p>100 W SPEC SHEET</p> <p>INSTALLATION INSTRUCTIONS</p>

Controllers

Item	Specifications	Downloads
<p>eldoLED Controllers</p> 	<p>180/D DMX Controller for RGB and Tunable White Applications</p> <p>210/D Dali Controller for Static White, RGB and Tunable White Applications</p> <p>211/D-LG 0-10V Logarithmic Dimming Controller</p> <p>211/D-LN 0-10V Linear Dimming Controller</p> <p>212/D DMX Controller for Static White and Static Color Applications</p> <p>DimWheel DMX Wall Controller for RGB/W and Tunable White Applications</p>	<p>180/D SPEC SHEET</p> <p>210/D SPEC SHEET</p> <p>211/D-LG SPEC SHEET</p> <p>211/D-LN SPEC SHEET</p> <p>212/D SPEC SHEET</p> <p>DIM WHEEL SPEC SHEET</p>

Click for more information

PRODUCT BROCHURE

INSTALLATION

IES FILES

DRIVERS & CONTROLS